

See discussions, stats, and author profiles for this publication at: <https://www.researchgate.net/publication/277717153>

# Data Embedding in Audio Signal by a Novel Bit Marking Method

Article in *International Journal of Advancements in Computing Technology* · January 2015

---

READS

48

5 authors, including:



[Vu Van Tam](#)

University of Technology and Logistics, Vietn...

2 PUBLICATIONS 0 CITATIONS

[SEE PROFILE](#)



[Duc-Tan Tran](#)

Vietnam National University, Hanoi

125 PUBLICATIONS 118 CITATIONS

[SEE PROFILE](#)



[Dang Tien](#)

Ministry of Home Affairs Vietnam

1 PUBLICATION 0 CITATIONS

[SEE PROFILE](#)



[Hanh Phan Trong](#)

Le Qui Don Technical University

2 PUBLICATIONS 0 CITATIONS

[SEE PROFILE](#)

# Data Embedding in Audio Signal by a Novel Bit Marking Method

<sup>1</sup>Vu Van Tam, <sup>2</sup>Tran Duc-Tan, <sup>1</sup>Nguyen Dang Tien, <sup>1</sup>Nguyen Thanh Thuy, <sup>3</sup>Phan Trong Hanh  
<sup>\*1</sup> *University of Technology and Logistics, Vietnam, tamt36bca@gmail.com*  
<sup>2</sup> *VNU University of Engineering and Technology, Vietnam, tantd@vnu.edu.vn*  
<sup>3</sup> *Le Quy Don Technical University, Vietnam, tronghanhmai@yahoo.com*

## Abstract

*Embedding data in audio signals is a technique to hide a certain amount of information in the digital audio signal to preserve confidentiality and authenticate information. The bit replacing methods are now mainly used in the techniques of data embedding in the audio signal. Although the capacity of data embedding is large, but embedding error (EE) is high, thus reducing the possibility of transparency of embedded signal. In this paper, we propose a novel method of bit marking (BM) to embed data into the audio signals. To reduce the embedding error and increase signal-to-noise ratio (SNR), we first conducted comparing each segment of data to the bit segments in the audio samples, then find out the bits of audio signals which coincide with embedded data. After that, we use the low-significant bit of audio samples to mark the positions of the bit segments found. The number of marking bits is reduced by the minimization algorithm, and optimization of the parameters of the system. The experiment results show that the quality of the proposed system is better than the least significant bit (LSB) and the embedding large sample (ELS) methods. Therefore, the security of the embedded data is also significantly improved.*

**Keywords:** *Bit Marking (BM), Embedding Error (EE), Embedded signal, Least Significant Bit (LSB), Embedding Large Sample (ELS).*

## 1. Introduction

The social development has increased the demand for information exchange. Information flowing on transmission systems is diverse, in which the audio signal is one of the most popular. A practical requirements set out today is, in many cases, the audio signal transmission needs associated with copyright to justify when disputes arise. However, the data used to determine the copyright must be hidden in the audio signal, do not change the format, size and hardly affect the quality of the audio signal.

Embedded signal is often used to solve the problems mentioned above. In addition, the embedded signal is also used to solve confidential communication problems applied in the field of security and defense. The secret message embedded in the audio signal will be sent from the transmitter to the receiver by the available way of transmission. The receiver will receive the secret message by using a special de-embedding algorithm agreed with the transmitter.

Audio signals often have a high sampling frequency (from 8 kHz to 44 kHz), so the amount of embedded data can be very large [2][11]. The sound characteristics like: amplitude, frequency, phase, echo effects can be exploited to perform the embedding techniques [3][6][8][10][12]. However, due to the sensitivity of the human auditory system, the embedding data in the audio signal is easily detected [2][9]. The biggest challenge posed to the data embedding techniques in audio signal is reducing EE but increasing SNR [1][5][7][8].

Due to the advantages of the embedded signal and from the characteristics of audio signals, there are many researches to bring out the embedding method to solve the above-mentioned challenges such as: (i) LSB coding [4][8][14]; (ii) Parity coding [8][14]; (iii) Phase coding [4][8][9][14]; (iv) embedding techniques based on Echo [8][14]; (v) spreading spectrum techniques [2][14]. In [13], we have proposed ELS method, with which the data is divided into small segments, and then embedded into large amplitude audio samples. Experiment results show that the method has significantly improved the quality of the system.

However, according to our survey, although the above-mentioned methods have analyzed and assessed the impact of the embedded data on the audio signal, most of the work has focused on the techniques substituting data bits to the position of the least significant bit of the audio signal. Therefore,

the analyzing and finding out embedding methods which limit the use of bit substituting techniques is an open practical topic today.

From the practical and scientific significance above, in this paper, we analyze and propose the BM method to implement embedding data into audio signals. The paper has the following contributions:

- Propose BM method used  $\varpi$  [bit] to mark the  $\Omega$  [bit] embedded data with  $\varpi < \Omega$  ;
- Propose algorithm minimizing the redundant bits (RB), the algorithm minimizing the marking bits (MB) and the SNR optimization algorithm. Test results of the proposed algorithms show that the quality of the embedded signals is better than the ones using the LSB embedding method [4][8][14] and ELS method [13].

The rest of the paper is organized as follows: The survey system model is presented in Section 2. Section 3 presents the algorithms to optimize the parameters of the model. Experimenting and analyzing results are clarified in Section 4. Summary, conclusions and recommendations for further research are presented in Section 5.

We agreed to use some symbols in this paper as follows: lowercase and italics perform variables; uppercase performs audio signal, embedded data; the notations written below represent audio samples or bit segments of embedded data.

## 2. System model

### 2.1. The proposed model

Figure 1 illustrates the process of embedding and de-embedding with the original audio signal by BM method. The audio signal in the transmitter is given by:

$$C = \{C_j; j = 1, 2, \dots, n\}, \quad (1)$$

where  $C_j$  is audio sample coded by BP [bit] (BP: Bits PerSample), the sampling frequency SR [Hz] (SR: Sample Rate). The embedded data is given by the expression:

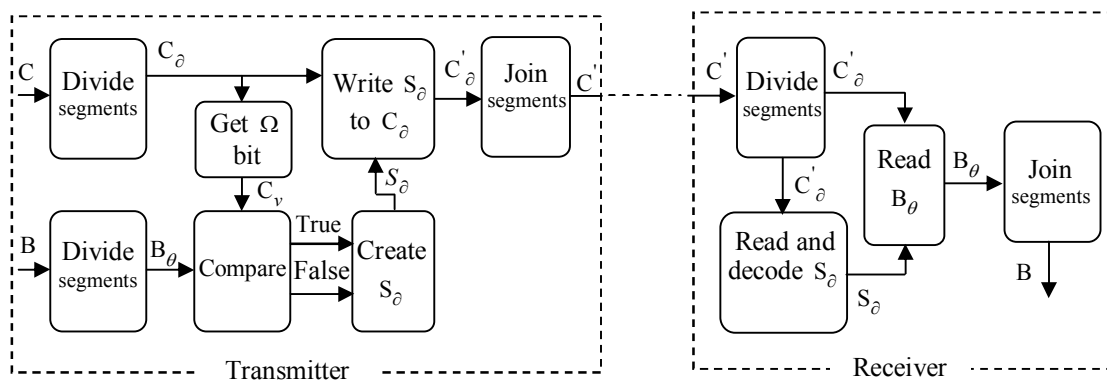
$$B = \{B_i; i = 1, 2, \dots, m\}, \quad (2)$$

where  $B_i$  is a 8-bit string encoded from characters in the text. To implement embedding,  $C$  is divided into small segments ( $C_\delta$ ):

$$C = \{C_\delta; \delta = 1, 2, \dots, p\} \text{ and } C_\delta = \{C_j; j = 1, 2, \dots, \zeta\}. \quad (3)$$

The segment  $C_\delta$  has the length  $\zeta$  of audio samples, in each sample  $C_\delta$ , the segment  $C_\nu$  bit with the length of  $\Omega$  [bit] with  $\nu = 1, 2, \dots, \zeta$  will be taken out. Embedded data is divided into segments ( $B_\theta$ ):

$$B = \{B_\theta; \theta = 1, 2, \dots, q\}. \quad (4)$$



**Figure 1.** The process of embedding and de-embedding with the proposed method

The segment  $B_\theta$  also has  $\Omega$  [bit] length. The process of embedding is done by comparing the  $B_\theta$  bit string with the  $C_v$  bit string of  $\zeta$  samples in segment  $C_\delta$ . If the comparing result is True ( $B_\theta \equiv C_v$  in  $C_\delta$ ),  $S_\delta$  string will be created including  $\mathfrak{U}$  [bit] to mark the position of sample which has  $C_v \equiv B_\theta$  in segment  $C_\delta$ , overwrite  $S_\delta$  on  $C_\delta$ , repeating the comparing process with  $\theta = \theta + 1$  and  $\delta = \delta + 1$ . If there is no segment  $C_v \equiv B_\theta$  in segment  $C_\delta$ , a zero, ( $S_\delta = 0$ ) will be used to mark the unembedding segment  $C_\delta$ , overwrite  $S_\delta$  on  $C_\delta$ , repeating the comparing process with  $\theta = \theta + 1$ . At the end of this embedding process, we have:

$$C' = \{C'_j; j = 1, 2, \dots, n\} = \{C'_\delta; \delta = 1, 2, \dots, p\}, \quad (5)$$

where  $C'$  is the embedded audio signal,  $C'_j$  is the audio sample of  $C'$ .

In the process of the de-embedding, the receiver handled inversely to the transmitter to get the embedded data  $B$ .

## 2.2. Maximum embedded capacity ( $D_{\max}$ )

Assuming all  $C_\delta$  are embedded, the embedded capacity will achieve maximum value

$$D_{\max} = p \times \Omega \text{ [bit]}. \quad (6)$$

## 2.3. Real embedded capacity ( $D_{\text{tt}}$ )

$D_{\text{tt}}$  is calculated by the formula:

$$D_{\text{tt}} = r \times \Omega \text{ [bit]}, \quad (7)$$

where  $r$  is the number of times of comparisons between  $B_\theta$  and  $C_v$ , which has True result.  $r \leq p$  from that  $D_{\text{tt}} \leq D_{\max}$ .

## 2.4. Embedding Error (EE)

In the general case, combine (1) with (5), we have:

$$EE = |C' - C| \quad (8)$$

$$\text{or } EE = \sum_{j=1}^n |C'_j - C_j| = \sum_{j=1}^n |EE_j|, \quad (9)$$

$$\text{where } EE_j = C'_j - C_j, \quad (10)$$

$EE_j$  in Equ.(10) is called embedding error of the secondary audio sample  $j$ . Unlike the LSB embedding method, embedding errors in the BM method are not caused by the bit of  $B$ , but by overwriting the bit of  $S$  on  $C$ .

$$S = \{S_\delta; \delta = 1, 2, \dots, p\}, \quad (11)$$

or calculated by the formula:

$$S = (r \times \mathfrak{U}) + (p - r) \text{ [bit]}, \quad (12)$$

where  $(p - r)$  is the number of times of comparisons between  $B_\theta$  and  $C_v$ , which has False result. ( $S_\delta$  has the value of 1 bit). In reality, a number of  $S$  bit overlaps with a number corresponding bit of  $C$  so  $EE \leq S$ . Therefore:

$$EE \leq (r \times \mathfrak{U}) + (p - r) \text{ [bit]}. \quad (13)$$

## 2.5. Signal- to-noise ratio (SNR)

According to [1][5][13] in general case, the SNR is calculated by the following formula:

$$\text{SNR} = \frac{\sum_{j=1}^n |C_j|^2}{\sum_{j=1}^n |EE_j|^2}. \quad (14)$$

Combine with (9) and (10) we have:

$$\text{SNR} = \frac{\sum_{j=1}^n |C_j|^2}{\sum_{j=1}^n |C'_j - C_j|^2}, \quad (15)$$

$$\text{SNR} = 10 \log_{10} \left[ \frac{\sum_{j=1}^n |C_j|^2}{\sum_{j=1}^n |EE_j|^2} \right] [\text{dB}] = 10 \log_{10} \left[ \frac{\sum_{j=1}^n |C_j|^2}{\sum_{j=1}^n |C'_j - C_j|^2} \right] [\text{dB}]. \quad (16)$$

### 3. Optimization of model parameters

#### 3.1. RB minimizing algorithm

In the proposed model, the parameters  $\zeta$ ,  $\Omega$ ,  $\mathfrak{U}$  are closely related to each other. In this paper, we propose algorithms maximizing the value of the parameters  $\zeta, \Omega, \mathfrak{U}$  in order that EE, SNR is the best. From (4) and (7) suggests that to embed all of  $B_\theta$ , it must be that:  $r = q$ . From (13), to reduce EE, the value of one or both of the following expressions must decrease:

$$(p - r), \quad (17)$$

$$(r \times \mathfrak{U}). \quad (18)$$

The expression (17) shows how many segments  $C_\partial$  do not contain data  $B_\theta$  or in other words, (17) indicates the number of bits that were overwritten on  $C$  without containing information identifying of the location of  $B$ . We call these redundant bits (RB). Due to  $r = q$ , in order to reduce (17), the only way is reducing the value of  $p$ . It is done by stopping embedding when  $r = q$  (stop creating  $S_\partial$  chain when finishing embedding components  $B_q$ ). Then (11)(12)(13) will be written:

$$S = \{S_\partial; \partial = 1, 2, \dots, p'\}, \quad (19)$$

$$S = (r \times \mathfrak{U}) + (p' - r) [\text{bit}], \quad (20)$$

$$EE \leq (r \times \mathfrak{U}) + (p' - r) [\text{bit}], \quad (21)$$

where  $p'$  is the order of the last segment  $C_\partial$  embedded ( $r \leq p' \leq p$ ).

#### 3.2. MB minimizing algorithm

Expression (18) shows the total number of bits needed to mark the location of the segments  $B_\theta$ , we call these marking bits (MB). Due to  $\mathfrak{U}$  is the number of bits  $S_\partial$  corresponding to the case  $C_v \equiv B_\theta$  in which the the first bit always has value of 1 to inform the receiver of embedded segments  $C_\partial$ . (3) shows that  $\mathfrak{U}$  must be large enough to encode  $\zeta$  of  $C_j$  samples in segments  $C_\partial$ , so  $\mathfrak{U}$  must satisfy the conditions:

$$2^{\mathfrak{U}-1} = \zeta. \quad (22)$$

The number of bit reduced in each time embedding is calculated by the formula:

$$\beta = \Omega - \mathfrak{U} \text{ [bit]}, \quad (23)$$

EE is small when  $\beta > 0$ , so

$$\mathfrak{U} < \Omega. \quad (24)$$

Therefore, the value of  $\Omega$  must be chosen first, then combine (24) with (22) to find the value of  $\mathfrak{U}$  and  $\zeta$ .  $\Omega$  is the number of  $B_\theta$  bit, as well as the number of  $C_v$  bit.  $C_v \subset C_j$  so:

$$2 \leq \Omega \leq \text{BP}. \quad (25)$$

The value of  $\Omega$  is inversely proportional to the probability of True results in comparisons  $B_\theta$  with  $C_v$  in  $C_\delta$ . If  $\Omega$  is too big, the result of the expression  $(p' - r)$  increases, which according to (20) may lead to the increase in EE.  $\Omega$  is also proportional to the amplitude and frequency of  $C$ , that is if  $C$  has large  $C_j$ , the higher the differences of value  $C_j$ , the more  $(p' - r)$  decreases. With the audio signals which have  $\text{BP} = 16$  [bit], slow tempo (voice, light music ...) is  $5 \leq \Omega \leq 7$ , fast-paced, powerful tempo (rock, rap ...) is  $8 \leq \Omega \leq 10$ . In addition, you can use the trial embedded method with the value  $\Omega = 5, 6, \dots, 10$  [bit] to find the value of  $p'_\Omega$ . Then select the optimum  $\Omega$ , corresponding to the case which  $p'_\Omega$  is the smallest.

### 3.3. SNR optimizing algorithm

In segment  $C_\delta$ , according to (3)(8)(14) and (15) we have

$$C'_\delta = \{C'_j; j = 1, 2, \dots, \zeta\}, \quad (26)$$

$$\text{EE}_\delta = |C'_\delta - C_\delta| = \sum_{j=1}^{\zeta} |C'_j - C_j| = \sum_{j=1}^{\zeta} |\text{EE}_j|, \quad (27)$$

$$\text{SNR}_\delta = \frac{\sum_{j=1}^{\zeta} |C_j|^2}{\sum_{j=1}^{\zeta} |\text{EE}_j|^2} = \frac{\sum_{j=1}^{\zeta} |C_j|^2}{\sum_{j=1}^{\zeta} |C'_j - C_j|^2}. \quad (28)$$

In [13], one of the methods to increase SNR of  $C'$  is dividing B before embedding. Applying to this case, we have

$$S_\delta = \{S_\eta; \eta = 1, 2, \dots, h\}, \quad (29)$$

where  $h$  is the number of bit segments divided  $1 \leq h \leq \mathfrak{U}$ . The length of  $S_\eta$  is:

$$l_{S_\eta} = \frac{\mathfrak{U}}{h} \text{ [bit]}. \quad (30)$$

Also, in order to reduce the influence of  $S_\eta$  on  $C_j$  we choose the method which  $S_\eta$  is overwritten on the positions of the least significant bits of  $C_j$ .

(30) shows that if  $h = \mathfrak{U}$ ,  $l_{S_\eta} = 1$  [bit], which means  $\mathfrak{U}$  bit of  $S_\delta$  is overwritten on the place of the least significant bit of  $h$  of  $C_j$  sample in  $C_\delta$  (The rest  $C_j$  in segment  $C_\delta$  remains unchanged). Then, (27) will be rewritten as follows:

- With the segment  $C_\delta$  which has embedded data:

$$\text{EE}_{\delta 1} = |C'_\delta - C_\delta| = \sum_{j=1}^h |C'_j - C_j| + \sum_{j=h+1}^{\zeta} |C'_j - C_j| \quad (31)$$

$$\text{EE}_{\delta 1} = \sum_{j=1}^h |[(C_j \pm S_\eta) - C_j]| + \sum_{j=h+1}^{\zeta} |[(C_j) - C_j]| \quad (32)$$

$$EE_{\partial 1} = \sum_{j=1}^h S_{\eta} + 0 = h = \mathfrak{O}, \quad (33)$$

$S_{\eta}$  may coincide with overwritten bits, so

$$EE_{\partial 1} \leq \mathfrak{O}. \quad (34)$$

- With the segment  $C_{\partial}$  which has no embedded data,  $h = \mathfrak{O} = 1$ , using the same way, we have

$$EE_{\partial 0} \leq 1. \quad (35)$$

Thus, the total embedded errors calculated according to amplitude will be:

$$EE \leq (r \times EE_{\partial 1}) + [(p' - r) \times EE_{\partial 0}]. \quad (36)$$

Combining with (34) and (35), we have

$$EE \leq (r \times \mathfrak{O}) + (p' - r). \quad (37)$$

Comparing (37) with (21) shows that

$$EE = EE [\text{bit}] \leq (r \times \mathfrak{O}) + (p' - r). \quad (38)$$

So embedded errors calculated by amplitude are equal to the ones calculated by bits. Now, because only  $[(r \times \mathfrak{O}) + (p' - r)]$  sample  $C_j$  is changed one least significant bit and  $[C'_j - C_j] \leq 1$  so (15) will be rewritten as follows:

$$SNR = \frac{\sum_{j=1}^n |C_j|^2}{\left[ \sum_{j=1}^{(r \times \mathfrak{O}) + (p' - r)} |C'_j - C_j|^2 + \sum_{j=[(r \times \mathfrak{O}) + (p' - r)] + 1}^n |C'_j - C_j|^2 \right]} \quad (39)$$

$$SNR \geq \frac{\sum_{j=1}^n |C_j|^2}{\left[ \sum_{j=1}^{(r \times \mathfrak{O}) + (p' - r)} |1|^2 + \sum_{j=[(r \times \mathfrak{O}) + (p' - r)] + 1}^n |0|^2 \right]} \quad (40)$$

$$SNR \geq \frac{\sum_{j=1}^n |C_j|^2}{(r \times \mathfrak{O}) + (p' - r)} \quad (41)$$

$$\text{or } SNR \geq 10 \log_{10} \frac{\sum_{j=1}^n |C_j|^2}{(r \times \mathfrak{O}) + (p' - r)} [\text{dB}]. \quad (42)$$

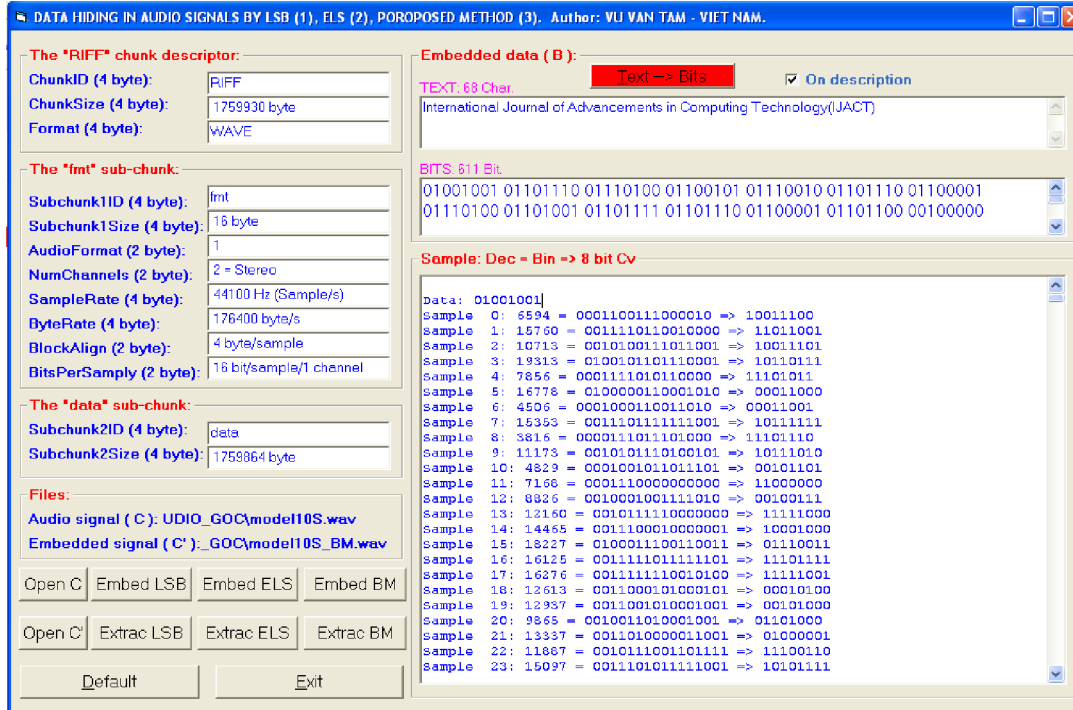
Equation (41) shows that SNR under the proposed model will be greater than or equal to the sum of squares of the audio signal power divided by the total number of bits overwritten on the audio signal.

## 4. Experiment results

### 4.1. Experiment Scenario

To prove the effectiveness of the proposed method, we conducted experiments embedding 50 audio files  $\{C_k; k = 1, 2, \dots, 50\}$  with different capacities, wave format, 2-channel (stereo), SR = 44100 [Hz], BP = 16 [bit]; embedded data is 10 text files  $\{B_v; v = 1, 2, \dots, 10\}$  with different capacities. Testing proposed methods with model as described in Section 2, the parameters are selected as follows:  $\Omega = 8$  [bit],  $\mathfrak{O} = 6$  [bit],  $\zeta = 32$  [sample] and using (38)(41) to calculate  $EE_{\text{Proposed}_v}$ ,  $SNR_{\text{Proposed}_v}$  with ( $v = 1, 2, \dots, 10$ ). To proceed to the processing in real time, the algorithms of the

proposed model are programming in VisualBasic (Figure 2). Get data for comparison by performing LSB embedding [4][8][14], ELS [13] and use (9)(16) to calculate the values of  $EE\_LSB_v$ ,  $SNR\_LSB_v$ ,  $EE\_ELS_v$ ,  $SNR\_ELS_v$  with  $(v = 1, 2, \dots, 10)$ .



**Figure 2.** The interface of the embedding and decoding the embedding programs

The calculating and comparing charting results are performed in MATLAB environment. The scenario test is shown in the flow chart below:

$$C = \{C_k; k = 1, 2, \dots, 50\}; //50 \text{ file audio}$$

$$B = \{B_v; v = 1, 2, \dots, 10\}; // 10 \text{ file text}$$

For method = LSB, ELS, Proposed // Methods = LSB => ELS => Proposed

{ For  $k = 1$  to 50 //file audio  $C = C_1, C_2, \dots, C_{50}$

{ For  $v = 1$  to 10 //file text  $B = B_1, B_2, \dots, B_{10}$

$$\left\{ \begin{array}{l} \text{Embedding method} \\ C'_{\text{method}_{kv}} = B_v \otimes C_k; \\ \xrightarrow{(9), \text{if method} = \text{Proposed then (38)}} EE\_method_{kv} \xrightarrow{(16), \text{if method} = \text{Proposed then (41)}} SNR\_method_{kv}; \end{array} \right\}$$

}  
For  $v = 1$  to 10 //Calculate and display results

$$\{ EE\_method_v = 0; SNR\_method_v = 0;$$

For  $k = 1$  to 50

$$\{ EE\_method_v = EE\_method_v + EE\_method_{kv}; SNR\_method_v = SNR\_method_v + SNR\_method_{kv}; \}$$

$$EE\_method_v = EE\_method_v / 50; SNR\_method_v = SNR\_method_v / 50;$$

Plot  $(EE\_method_v, B_v)$ ; //Figure 4

Plot  $(SNR\_method_v, B_v)$ ; //Figure 5

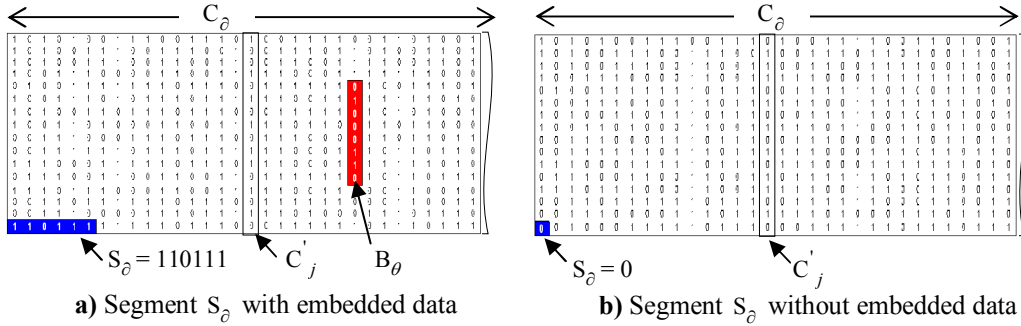
}



Plot $\left(\frac{j}{SR} |C'_{method11} - C_1|\right)$ ; //Figure 6  
}

## 4.2. Analyzing the results

1) Figure 3 describes the process of embedding  $B_\theta$  in  $S_\theta$  section in the testing model. Figure 3.a describes  $C_\theta$  embedded sections with  $B_\theta \subset C_{23}$  corresponding to  $S_\theta = 110111$ , It shows that the data embedded in  $C$  is  $S$  (the address of  $B$ ). Therefore, the security of  $B$  is very high, even when we carried out the attacks by comparing  $C$  with  $C'$ . In particular, the security will be even better when combined with a number of techniques such as: encoding  $S_\theta$ , changing the location recording  $S_\theta$ , splitting discontinuous segments  $C_\theta$ .



**Figure 3.** The description of embedding  $B_\theta$  into segment  $S_\theta$

2) Figure 4 and Figure 5 are the graphs of performing quality EE, SNR [dB], which is calculated by (9)(38), with the LSB, ELS embedding methods and (16)(41) with the proposed embedding methods, of according to size  $B$ . The results show that the proposed method significantly improves the quality EE, SNR [dB] of the system. This has been achieved with the use of such algorithms as: RB Minimizing algorithm, making  $p' \ll p$ ; MB minimization algorithm, according to (23) the number of bit reduced in each time embedding in test model is  $\beta = 2$  [bit]; SNR optimization algorithm write the bits of  $S_\theta$  on the position of the least significant bit of the 6 audio samples, which reduces the influence to minimum of  $S_\theta$  on the audio signal. The improved quality EE, SNR [dB] of BM method has proved the superiority of the model and algorithms proposed above.

3) Unlike the LSB and ELS embedding methods, the proposed method performed embedding only when  $C_v \equiv B_\theta$ . Therefore, the quality EE, SNR [dB] depends on fast or slow tempo of audio signals and values of  $\Omega$ . So in fact, the trial embedding should be done first to find the optimal value of  $\Omega$ .

4) Figure 6 describes the amplitude, the distribution of EE according to signal models in LSB, ELS and proposed methods calculated by (10). It shows that the proposed method with  $EE_j = 0$  or 1, and also EE is contributed all over  $C'$ . Therefore, the sound quality remains nearly unchanged and is not changed abruptly. So,  $C'$  is almost 'transparent' to ordinary users. This is achieved by using SNR optimization algorithms, as a result EE is also optimized. As EE is small,  $C'$  is almost the same as  $C$ . Consequently, the transmission of  $C'$  would reduce the doubt or attack from the enemy. Therefore, the safety of  $B$  would be increased.

5) The proposed method has complex handling rate, so if implementing embedding and decoding real-time embedding need to have good hardware. Because we only do the embedding when  $C_v \equiv B_\theta$ , the capacity of the proposed method is limited. However, this limitation can be overcome by selecting audio files with high amplitude.

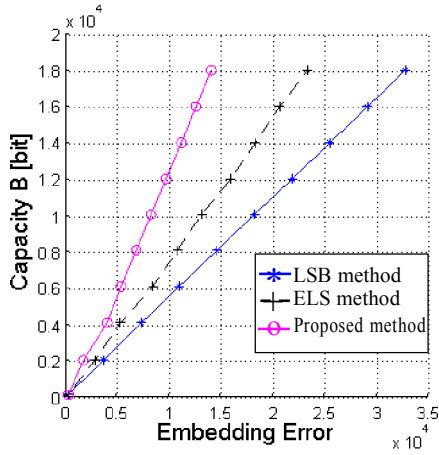


Figure 4. Quality EE

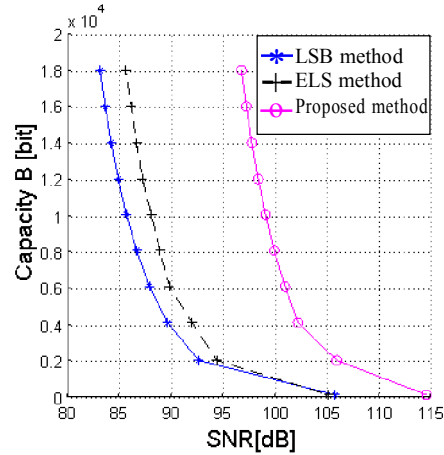


Figure 5. Quality SNR

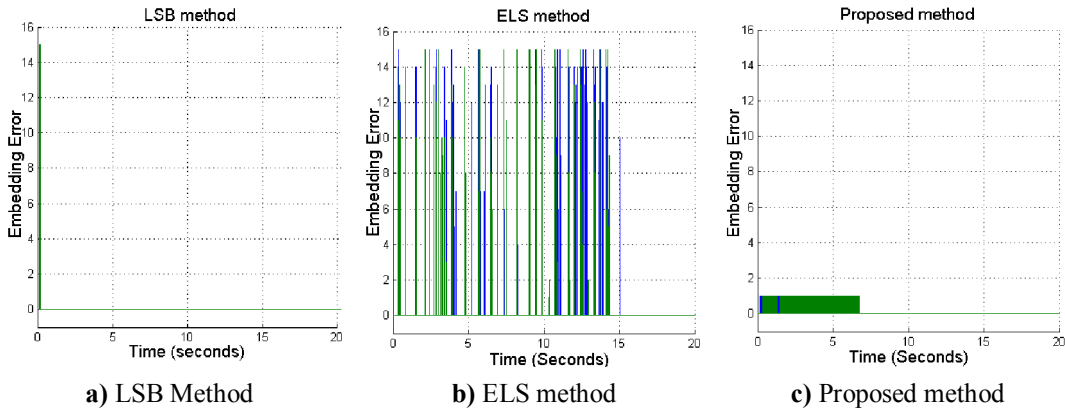


Figure 6. The amplitude and contribution of EE

## 5. Conclusions

In this paper, we have proposed a novel bit marking method for improvement of the embedding data into the audio signals. The completed scheme is the combination of the proposed bit marking method along with RB minimization algorithm, MB minimization algorithm, and SNR optimization. The experimental results have proven that the quality of the proposed system is better than the previous LSB [4][8][14] and ELS [13] methods. The SNR, the distribution of embedding errors, and the security of the embedded data are significantly improved. Because the embedding error is small, there is no much different between the original and embedded audios that lead to reducing of doubts and attacks from the enemy. Our proposed method has not only contributed to embed the data in audio signals more thoroughly, but also opens up a new direction for solving the embedding data into other signals.

## 6. References

- [1] Yatin Baluja, Sharay Mishra, Trilok Singh Saini, M.V.Patil, "Frequency domain based data hiding technique for audio signal", International Journal of Innovative Research in Science, Engineering and Technology, Vol.2, Issue 5, pp. 1564-1569, May 2003.
- [2] Mrs. Namita Verma, Mr.Vinay Kumar Jain, "Audio Steganography - A Review", International Journal of Advanced Research in Computer and Communication Engineering (IJARECE), Volume 2, Issue 1, pp. 49-55, January 2013.

- [3] Linu Babu, Jais John S, Parameshachari B D, Muruganatham C, H S Divakaramurthy, "Steganography method for data hiding in audio signal with LSB & DCT", International Journal of Computer Science and Mobile Computing, Vol.2 Issue, 8, pp. 54-62, August-2013.
- [4] Prof.Samir Kumar, BandyopadhyayBarnali, Gupta Banik, "LSB modification and phase encoding technique of audio steganography revisited", International Journal of Advanced Research in Computer and Communication Engineering Vol.1, Issue 4, pp. 1-4, June 2012.
- [5] Swati Malviya, Krishna Kant Nayak, Manish Saxena and Anubhuti Khare, "Audio steganography in a nutshell", International Journal of Electronics Communication and Computer Technology (IJECCCT), Volume 2 Issue 5, pp. 219-222, September 2012.
- [6] Randa A.Al-Dalah, Aseel M.AL-Anani, Rola I.AL-Khalid, Samah A.Massadeh, "An efficient technique for data hiding in audio signals", American Academic & Scholarly Research Journal Special Issue, Vol.4, No.5, Sept 2012.
- [7] H.B Kekre, Archana Athawale, Swarnalata Rao, Uttara Athawale, "Information hiding in audio signal", International Journal of Computer Applications (0975-8887), Volume 7-No.9, pp.14-19, October 2010.
- [8] Kriti Saroha, Pradeep Kumar Singh, "A variant of LSB steganography for hiding images in audio", International Journal of Computer Applications (0975-8887), Volume 11-No.6, pp. 12-16, December 2010.
- [9] Poulami Dutta, Debnath Bhattacharyya and Tai-hoon Kim, "Data hiding in audio signal", International Journal of Database Theory and Application Vol.2, No.2, pp. 1-8, June 2009.
- [10] Debnath Bhattacharyya, Poulami Dutta and Tai-hoon Kim, "Secure data transfer through audio signal", Journal of Security Engineering, Vol.6, pp. 187-194, 2009.
- [11] Ralf Geiger, Yoshikazu Yokotani and Gerald Schuller, "Audio data hiding with high data rates based on INTMDCT", IEEE International Conference on Acoustics, Speech and Signal Processing ICASSP, pp.V-205-V- 208.
- [12] Rade Petrovic, Joseph M.Winograd, Kanaan Jemili and Eric Metois, "Data hiding within audio signals", Facta Universitatis Series: Electronics and Energetics, Vol.12, No.2, pp.103-122, 1999.
- [13] Vu Van Tam, Phan Trong Hanh, "A new method to embed data into audio signals", Journal of Army Science and Technology Research, Vol. 33, pp.13-19, Oct – 2014 (In Vietnamese).
- [14] Nguyen Xuan Huy, Huynh Ba Dieu, "Research techniques to hide information in audio", VNU Journal of Science, Vol. 25, pp.69-74, 2009 (In Vietnamese).